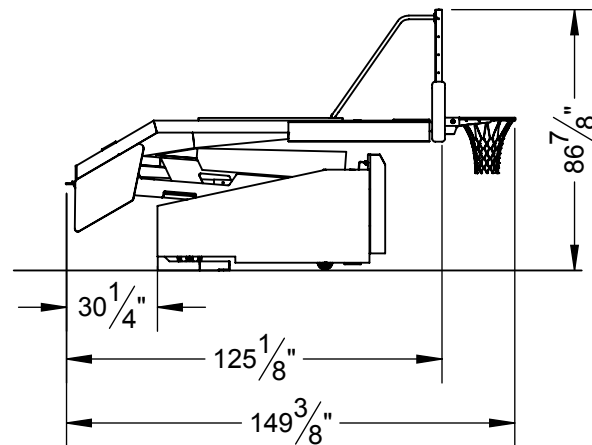
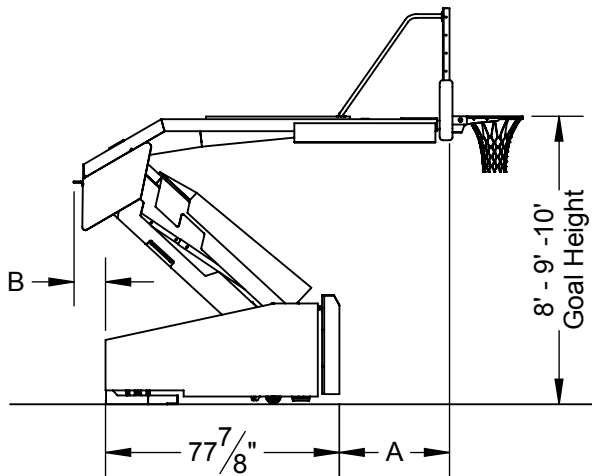


1835080M - 1835 MOTORIZED PORTABLE

MOTORIZED, HEIGHT - ADJUSTABLE PORTABLE BACKSTOP WITH 8'-0" EXTENSION

Unit shown in transport / storage position



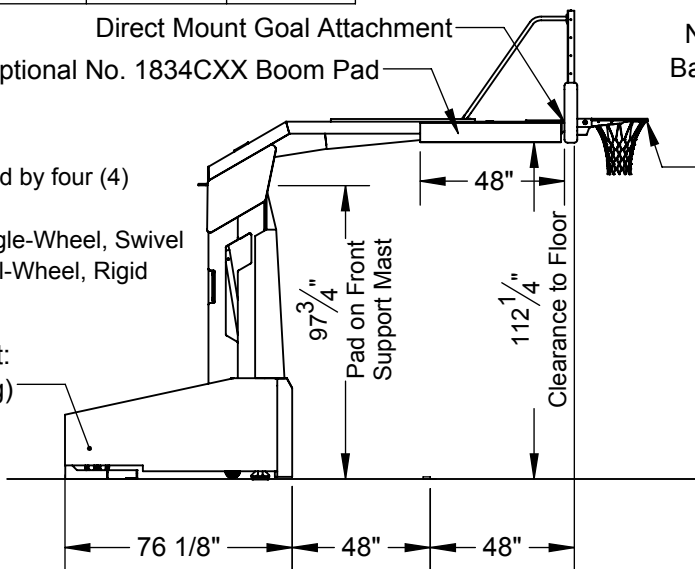
GOAL HEIGHT SETTING			
	10'	9'	8'
A	8'	4'-8 1/2"	3'-2 7/8"
B	NA	NA	10 1/2"

Direct Mount Goal Attachment

Optional No. 1834CXX Boom Pad

Backstop supported by four (4) casters:
Front - Two 5" Single-Wheel, Swivel
Rear - Two 8" Dual-Wheel, Rigid


Counter-weight:
1250lbs (567kg)



No. 208
Rectangular Glass Backboard

No. 00326000
Backboard Pad

No. 00254500
TORQ-Flex 180 Goal



Color Selection		
01 - Light Blue	06 - Yellow Gold	11 - Purple
02 - Royal Blue	07 - Silver *	12 - Black (Gloss)
03 - Red	08 - Tan/Old Gold	13 - Navy Blue
04 - White	09 - Gray	14 - Kelly Green
05 - Orange	10 - Maroon	15 - Dark Green

NOTE

XX - Pad Set Color
YY - Frame Color

* Silver available for frame color only, not pad set color

** Backboard pad to match vinyl color (white and tan padding receive gray backboard padding)

4" (102mm) thick protective front pads
2.75" (70mm) thick protective side pads

- 1835080MCXXYY - 1835 PORTABLE; MOTORIZED; 8' EXTENSION

- 1835080MCXXYYSP - 1835 PORTABLE; MOTORIZED; 8' EXTENSION; WITH GRAPHIC PADS

Porter
1-800-637-3090 PORTER@PORTERATHLETIC.COM

© COPYRIGHT 2018 PORTER ATHLETIC - ALL RIGHTS RESERVED

PROJECT NUMBER

PROJECT NAME

Porter
WWW.PORTERATHLETIC.COM/FACILITY

BASKETBALL SPECIFICATION SHEET

B-1835080M

3/23/2018

1835080M - 1835 MOTORIZED PORTABLE

MOTORIZED, HEIGHT - ADJUSTABLE PORTABLE BACKSTOP WITH 8'-0" EXTENSION

SPECIFICATIONS

PORTER No. 1835080M HEIGHT ADJUSTABLE PORTABLE BACKSTOP WITH 6'-0" x 3'-6" RECTANGULAR GLASS BACKBOARD

Backstop shall be designed for use at official goal height setting of 10'-0" (3.05m) for competition main court arenas with an integral height adjustment locking mechanism which also allows the unit to be used and locked into position at 8'-0" (2.44m) and 9'-0" (2.75m) goal heights. Goal is locked at competition 10'-0" (3.05m) height setting by means of a concealed handwheel mechanism with a roller thrust bearing for ease of operation.

Backstop shall utilize an electromechanical actuator to raise and lower the backboard in conjunction with counter balanced type multiple tension nested spring operating system. Actuator shall fully raise the backboard in under 30 seconds.

Backstop base shall be 4'-5 1/2" (1.36m) in width x 6'-3 3/4" (1.93m) in length (including padding). Base shall be constructed of heavy-wall structural steel tubing sections. Base shall be furnished complete with compact, heavy solid steel ballast (1250# - 567 kg) weights concealed and nested inside rear of frame. Base frame shall incorporate four (4) non-marking, rubber tread caster wheels equipped with roller bearings for ease of operation. Front two casters shall be 5" (12.7cm) diameter, single-wheel swivel-type and rear two casters shall be 8" (20.3cm) diameter, dual-wheel rigid-type.

Front of base shall be furnished with an auto-retract foot pad which engages when the unit is raised. Rear of base is positioned by docking tray floor anchor system, which is furnished as standard. Docking trays (patent pending) align unit into playing position and front locator pins ensure unit is repeatedly in same playing position on court. See Page No. B-1836-10 for specifications on floor anchor system. Specify two (2) floor anchors as required for specific floors. (No. 00244000 or No. 00247100 anchors recommended for anchorage into concrete slab). Goal is locked at competition 10'-0" (3.05m) height setting by means of a concealed handwheel mechanism with a roller thrust bearing for ease of operation.

Front and rear vertical support assemblies shall be fabricated of heavy-wall, unitized rectangular steel sections and designed for maximum stability. Upper and lower ends of vertical support shall pivot in permanently lubricated bushings for ease of operation.

Center horizontal backboard support (Center-Strut®) shall be of a 6" x 4" (15.2cm x 10.2cm) heavy-wall steel section extending to a heavy steel mounting plate behind the backboard. Goal shall bolt through sleeves in the glass backboard into said mounting plate, to eliminate any strain on the glass backboard during slam-dunk type maneuvers. Two additional backboard mounting bolts are provided to hold backboard in position, should the four goal mounting bolts be removed for replacement of the goal. This direct goal mount feature conforms to NCAA rule (BR-36-14) for basket-ring mounting. Horizontal, Center-Strut® support includes cutouts which provide a concealed raceway for peripheral electronics wiring. Extension assembly shall provide a full 8'-0" (2.44m) from the face of the backboard to the front padding, and 9'-7" (2.92m) vertical dimension from the playing floor with the goal located at the 10'-0" (3.05m) competition height. Upper backboard support arms shall extend diagonally from the horizontal extension assembly for proper backboard support.

Electromechanical actuator shall operate with 120 VAC (60 Hz), 2.25 amp, motor. It shall incorporate automatic reset thermal overload protection and a load limiting friction disc clutch. In the event of a power failure or electricity is not available, the actuator can be disconnected from the lever arm and the unit operated manually. A counterbalanced-type multiple tension nested spring operating system shall allow one individual to easily raise or lower backboard within a five second cycle time without the use of additional tools. Counterbalance system, along with the actuator, shall be concealed within the rear of the backstop base and completely enclosed and out of sight. Goal shall be locked in playing position (8', 9' or 10') by means of an integral, telescoping diagonal brace system equipped with a positive thru pin and pressure lock arrangement to provide stability in all positions. The thru pin mechanism is designed to accept a padlock provided with each unit to lock the backstop at any playing height or storage position to eliminate use or operation by unauthorized individuals.

SPECIFICATIONS CONTINUED ON Page 2 of 2

1835080M - 1835 MOTORIZED PORTABLE

MOTORIZED, HEIGHT - ADJUSTABLE PORTABLE BACKSTOP WITH 8'-0" EXTENSION

SPECIFICATIONS

PORTER No. 1835080M HEIGHT ADJUSTABLE PORTABLE BACKSTOP WITH 6'-0" x 3'-6" RECTANGULAR GLASS BACKBOARD

The actuator control box shall have connections for a standard extension cord and a 6' control cable with push button switches for raising and lowering the backboard. It shall incorporate a safety control switch to prevent power being applied with the telescoping brace thru pin in place. Two push button limit switches shall cut power to the actuator in the fully raised and lowered positions.

Backstop shall be furnished with front vertical support and sides of base covered in durable protective padding. Front padding shall consist of a minimum 4" (10.2cm) thick pad, and side padding a minimum of 2" (5.1cm), covered with a 19 oz. (per square yard) vinyl coated polyester scrim material for rip and superior tear resistance. Padding shall be provided with a rigid, solid-core plywood backing for securing to the backstop frame. Specify vinyl color.

Overall dimension of backstop in folded, storage position to be: Height of 7'-2 7/8" (2.21m), width of 4'-5 1/2" (1.36m) (backboard width of 6'-4" (1.93m)), length of 12'-6" (3.81m).

All metal parts of backstop shall be furnished with a durable powder coat finish. Specify powder coat color.

BACKBOARD – No. 208 Fully Welded Steel Frame Regulation Glass Backboard – See Page No. B-208 for specifications.

BACKBOARD SAFETY PADDING – No. 00326000 Pro-Pad®– See Page No. B-326 for specifications.
*Backboard pad color will match pad vinyl color selected (white and tan padding receive gray backboard padding).

GOAL – No. 00254500 Torq-Flex® Adjustable Goal – See Page No. B-256-5 for specifications.

OPTIONS

No. 1834CXX – HORIZONTAL SUPPORT ARM PROTECTIVE PAD (EACH)

Horizontal support arm protective pad shall be designed and fabricated to meet the International Basketball Federation (FIBA) requirements for competition. Pad shall cover the bottom and sides of the horizontal backboard support arm and extend to the court line. Pad shall be of 2" thick shock absorbing foam, covered in a heavy 19 oz. (per square yard) vinyl coated polyester scrim material. Pad shall be furnished with Velcro type attachment strips for ease of installation.